



**DR. VIRENDRA SWARUP PUBLIC SCHOOL,
KALYANPUR**

SESSION 2023 -24

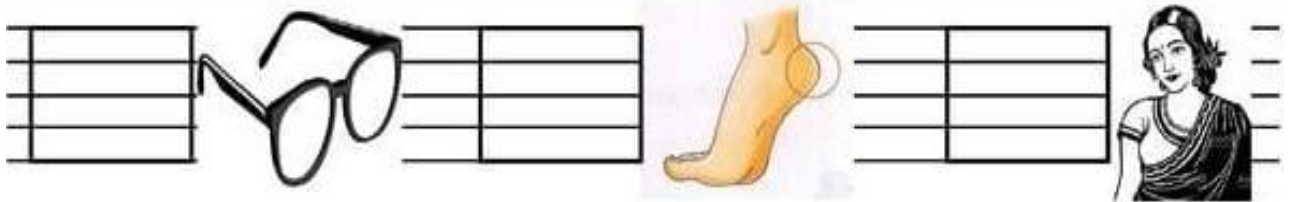


Winter Holiday Homework

Class - NURSERY



Name: _____

चित्र देखकर पहला अक्षर लिखो।



[kkyh txg Hkfj, &

आ

ऋ

ओ

अः

lgh Øe esa fyf[k, &

| | | | |
|---|---|---|---|
| ग | ख | ङ | घ |
| ज | छ | ञ | झ |
| ढ | ण | ठ | ड |
| ध | न | द | थ |
| भ | ब | फ | म |
| क | — | — | — |
| च | — | — | — |
| ट | — | — | — |

सही स्वर पर गोला लगाएं



आ अ ऊ इ



ऊ इ ई अ



अ उ ऊ इ



आ ई ऊ इ



आ अ ऊ इ



आ अ इ ऊ

Write in correct order –

1. →

2. →

3. →

4. →


5. →

6. →

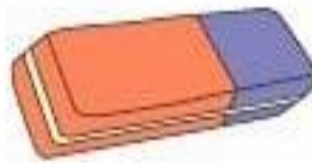
7. →

Tick the longer / shorter object as instructed.

1. which is longer?



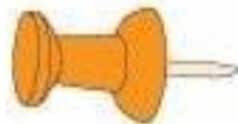
2. which is shorter?



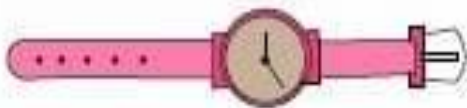
3. which is shorter?



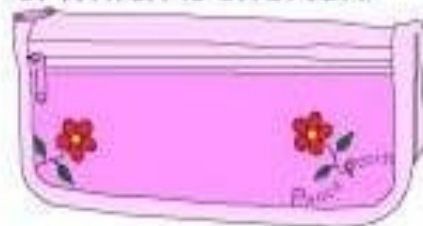
4. which is longer?




5. which is longer?













6. which is shorter?

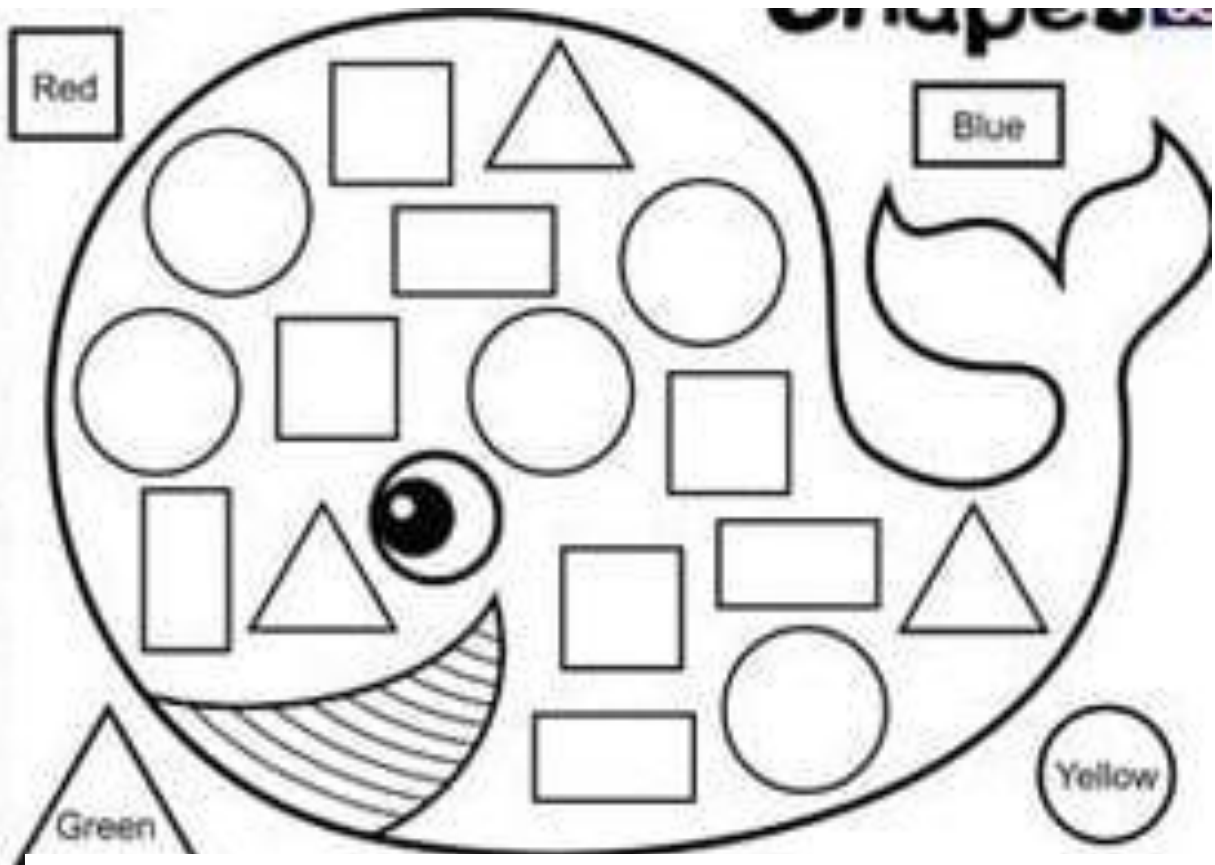


Count the Balls and fill the box







3 5






Colour the shapes and write the number

| | | | | | |
|---|--|--|--|--|--|
|  | | | | | |
|  | | | | | |
|  | | | | | |
|  | | | | | |

Complete the series -



Draw the shapes with the help of clue box -

The clue box contains three items: a solid triangle with the letter 'a' inside, a square with the letter 'b' inside, and a circle with the letter 'c' inside. An arrow points from the triangle to a dashed triangle containing the letter 'a' in the top-left cell of the grid.

| | | | |
|---|---|---|---|
| a | b | a | c |
| c | a | b | c |
| b | c | a | b |
| a | c | b | a |
| c | b | a | c |



What comes after?



Write the **Upper case letter** that comes after the written letter.

A

E

I

B

F

J

C

G

K

D

H

L

BEGINNING SOUND

Circle the correct beginning sound of each picture.



C A N



C D O



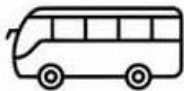
G B A



A C R



C Y B



S U B



A T C



T R A



A P C



G R A



E I R



L B A



C A B



B O K



A E F



E L B



N M O



D G O



I R B



E P R





E R I




O L K

Cut and paste the apple slices -



Make the perfect pair.




Practice A to M.

| | | | |
|---|---|---|---|
| • | • | • | • |
| | | | |
| • | • | • | • |
| | | | |
| • | • | • | • |
| | | | |
| | | • | |
| | | | |

Fill the missing Letter of the alphabet

| | | | |
|---|----|---|----|
| A | == | C | == |
| E | == | G | == |
| I | == | K | == |
| M | == | O | == |
| Q | == | S | == |

Complete the given figures by pasting the focus given below in correct shape and colour it.



Colour the Rainbow !

Colour the given picture.

MERRY CHRISTMAS



